








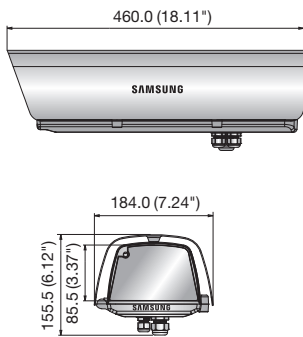
# Fixed Housings

		<b>SHB-4300H</b>	<b>SHB-4300H1</b>	<b>SHB-4300H2</b>	<b>SHB-4200</b>	<b>SHB-4200H</b>	<b>STH-500</b>	<b>STH-200</b>
								
Open Type		Side open	Side open	Side open	Side open	Side open	Side open	Side open
Cable Entry		Nylon gland	Nylon gland	Nylon gland	Nylon gland	Nylon gland	Nylon gland	Nylon gland
Operating Temperature	Set	-35°C ~ +50°C (-31°F ~ +122°)	-50°C ~ +50°C (-58°F ~ +122°F)	-50°C ~ +50°C (-58°F ~ +122°F)	-15°C ~ +45°C (+5°F ~ +113°)	-35°C ~ +50°C (-31°F ~ +122°)	-20°C ~ +49°C (-4°F ~ +120.2°)	-15°C ~ +50°C (+5°F ~ +122°F)
	Heater	5°C ± 5°C on (1 x heater : 20W)	5°C ± 5°C on (2 x heater : 20W)	5°C ± 5°C on (2 x heater : 20W)	N/A	4°C ± 3°C on (1 x heater : 20W)	N/A	N/A
	Blower	+45°C ~ +5°C on (1 x blower : 2W)	+45°C ~ +5°C on (1 x blower : 2W)	+45°C ~ +5°C on (1 x blower : 5W)	N/A	+45°C ~ +5°C on (1 x blower : 1.6W)	N/A	N/A
Defroster	N/A	Always on (8W)	Always on (10W)	N/A	N/A	N/A	N/A	
Operating Humidity		0 ~ 90% RH	0 ~ 90% RH	0 ~ 90% RH	0 ~ 90% RH	0 ~ 90% RH	0 ~ 90% RH	0 ~ 90% RH
Materials		Aluminum	Aluminum	Aluminum	Aluminum	Aluminum	Aluminum	Aluminum
Ingress Protection		IP66	IP66	IP66	IP66	IP66	N/A	N/A
Dimensions (WxHxD)	External	184.0 x 127.0 x 460.0mm (7.24" x 5" x 18.11")	184.0 x 127.0 x 460.0mm (7.24" x 5" x 18.11")	184.0 x 127.0 x 460.0mm (7.24" x 5" x 18.11")	148.0 x 107.0 x 421.0mm (5.8" x 4.21" x 16.57")	148.0 x 107.0 x 421.0mm (5.83" x 4.21" x 16.57")	144.0 x 100.0 x 500.0mm (5.67" x 3.94" x 19.69")	118.0 x 92.0 x 405.0mm (4.65" x 3.62" x 15.94")
	Internal	100.0 x 80.0 x 383.0mm (3.94" x 3.15" x 15.08")	100.0 x 80.0 x 383.0mm (3.94" x 3.15" x 15.08")	100.0 x 80.0 x 383.0mm (3.94" x 3.15" x 15.08")	84.0 x 69.0 x 319.0mm (3.31" x 2.72" x 12.56")	84.0 x 69.0 x 319.0mm (3.31" x 2.72" x 12.56")	88.0 x 68.0 x 383.0mm (3.46" x 2.68" x 15.08")	70.0 x 56.0 x 360.0mm (2.76" x 2.2" x 14.17")
Weight		3.5Kg (7.72 lb)	3.7Kg (8.16 lb)	3.7Kg (8.16 lb)	1Kg (2.2 lb)	1.1Kg (2.3 lb)	1.5Kg (3.31 lb)	1Kg (2.2 lb)
Input Voltage		24V AC	24V AC	230V AC	N/A	24V AC	N/A	N/A
Power Consumption		25W	55W	55W	N/A	21.6W	N/A	N/A
Color		Ivory	Ivory	Ivory	Ivory	Ivory	Ivory	Ivory
Applicable Model		Box Cameras (Network / Analog)	Box Cameras (Network / Analog)	Box Cameras (Network / Analog)	Box Cameras (Network / Analog)	Box Cameras (Network / Analog)	Box Cameras (Network / Analog)	Box Cameras (Network / Analog)
Certification		CE (Class A)	CE (Class A)	CE (Class A)	N/A	N/A	N/A	N/A

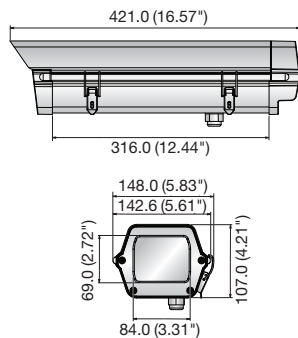
\* The latest product information / specification can be found at [www.samsungsecurity.com](http://www.samsungsecurity.com)

## Dimensions

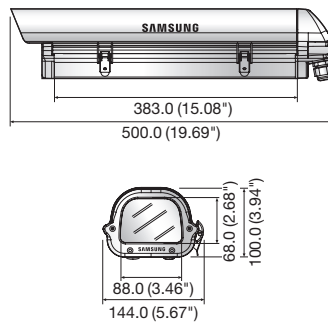
Unit : mm (inch)



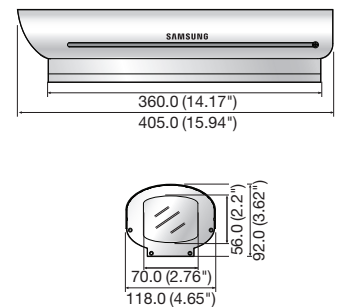
SHB-4300H/4300H1/4300H2



SHB-4200/4200H



STH-500



STH-200