

## DS-C12A-0104H Video Wall Controller



The video wall controller is a pure hardware image processing device based on Field Programmable Gate Array (FPGA), which supports 4K@60 Hz signal input and random rotation and placement of displays for achieving more creative and eye-catching display effects. Due to its good compatibility, LCD, DLP, and LED screens can work together to form a larger screen, which applies to various video wall scenarios such as shopping malls, conference rooms and lecture halls.

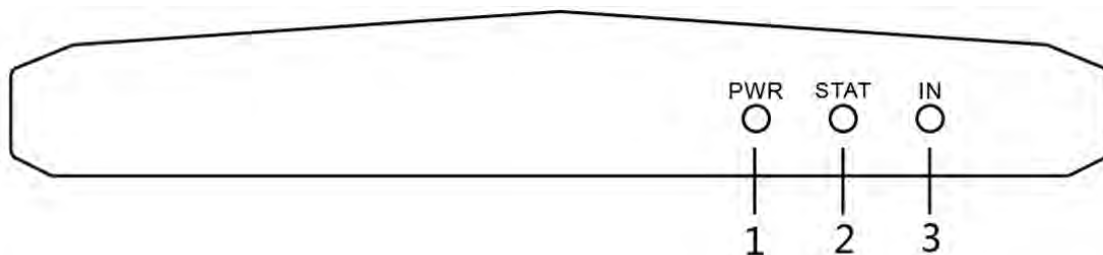
- 1 × HDMI 4K input, 4 × HDMI outputs
- 4 device cascading, controlling up to 16-display video wall
- Accurate to 0.1° rotation for a single display
- Various display solutions with display mirroring and replication
- Pix SYNC technology for synchronized image
- Bezel compensation technology for continuous image
- Export video wall design drawings for project deployment
- Simple and easy-to-use software



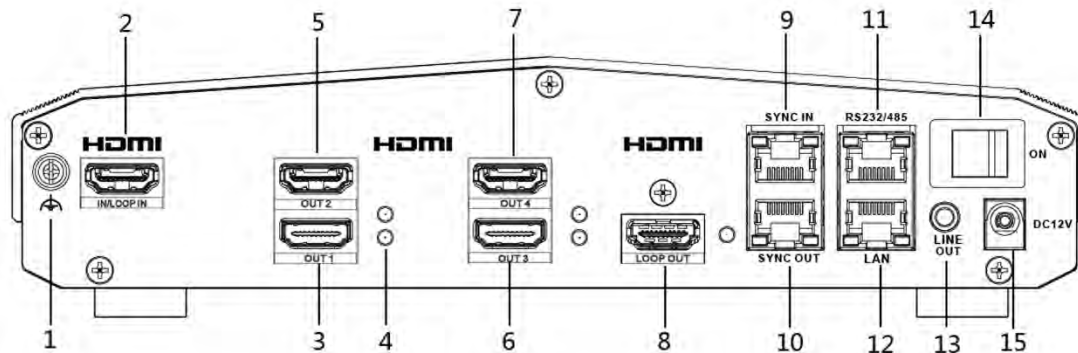
## ▪ Specification

Model		DS-C12A-0104H
Feature	Casade connection	1 HDMI LOOP OUT
Power	Power consumption	18 W
Network Interface	Network Interface	1 × RJ45 10M/100M/1000Mbps self-adaptive Ethernet interface
Operating Temperature	Operating temperature	-10°C to 45°C (14°F to 113°F)
Input	Video input Resolution	3840 × 2160P60, 3840 × 2160P30, 3840 × 2160P25, 3840 × 2160P24, wuxgaP60(1920 × 1200), 1920 × 1080P60, 1920 × 1080P50, uxgaP60(1600 × 1200), wsxgaP60 (1680 × 1050), sxgaP60 (1280 × 1024)
	Video input interface type	HDMI
	Video input interface number	1
External Interface	Serial interface number	1
	Serial interface	RS232, RS485
Device	Operating humidity	10% to 90% RH
Output	Video output interface type	HDMI
	Video output interface number	4
	Output resolution	3840 × 2160@30 Hz, 2560 × 1600@60 Hz, 1920 × 1200@60 Hz, 1920 × 1080@60 Hz, 1600 × 1200@60 Hz, 1680 × 1050@60 Hz
	Audio output interface number	1
Audio Output	Audio output interface type	3.5 mm

## ▪ Physical Interface

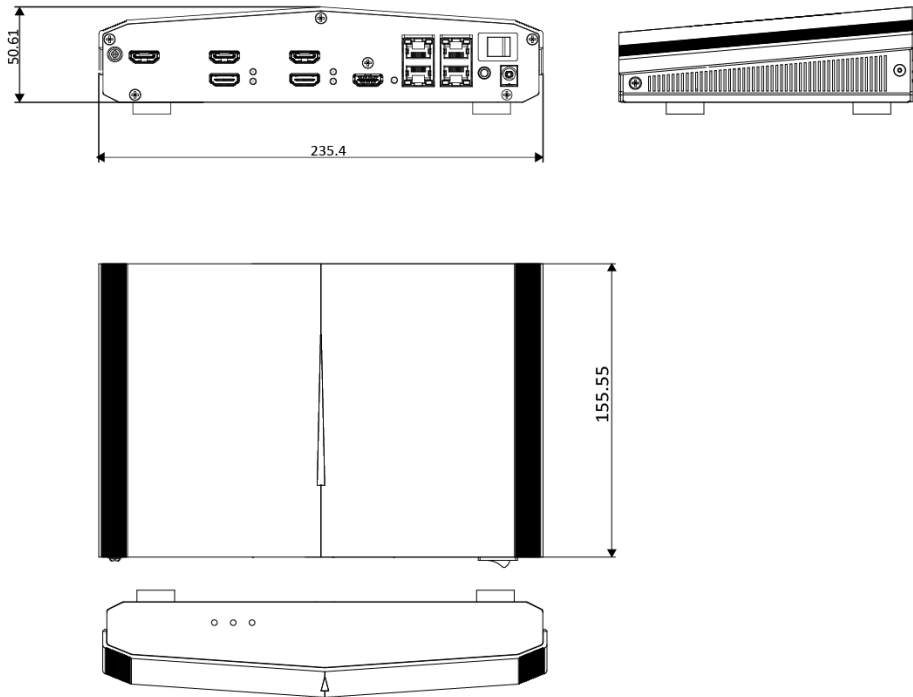


No.	Name	Description
1	PWR	Power indicator Turns steady red after power-on
2	STAT	System status indicator <ul style="list-style-type: none"> <li>Unlit during startup or in the faulty state</li> <li>Turns green after startup</li> </ul>
3	IN	Indicator for the HDMI IN interface <ul style="list-style-type: none"> <li>Signals are not inputting and not displayed on the video wall: unlit</li> <li>Signals are displayed on the video wall but not inputting: green</li> <li>Signals are inputting but not displayed on the video wall: red</li> <li>Signals are inputting and displayed on the video wall: blinking red and green alternately</li> </ul>



No.	Name	Description
1	Grounding screw	Used for grounding the device.
2	HDMI IN/LOOP IN	<ul style="list-style-type: none"> <li>HDMI input interface, up to 4K@60 Hz input</li> <li>Used for loop input when multiple devices are cascaded.</li> </ul> <p>Note: When devices are cascaded, you can only use the HDMI input interface of the master device to input signals.</p>
3	HDMI OUT 1	HDMI output interface 1, up to 4K@30 Hz output
4	HDMI Interface Indicator	<p>Status indicator of HDMI OUT 1 interface, working similarly with the other 3 HDMI out interfaces</p> <ul style="list-style-type: none"> <li>Connected with a cable: steady green</li> <li>Disconnected with a cable: unlit</li> </ul>
5	HDMI OUT 2	HDMI output interface 2, up to 4K@30 Hz output
6	HDMI OUT 3	HDMI output interface 3, up to 4K@30 Hz output
7	HDMI OUT 4	HDMI output interface 4, up to 4K@30 Hz output
8	HDMI LOOP OUT	HDMI loop output interface for device cascading, up to 4K@60 Hz output
9	SYNC IN	Sync input interface for synchronizing signals between devices
10	SYNC OUT	Sync output interface for synchronizing signals between devices
11	RS-232/RS485	RS232 and RS485 multiplexing port only for debugging, configurable on the client
12	LAN	10/100/1000 Mbps adaptive network interface, IEEE 802.3at PoE
13	LINE OUT	<p>Audio output interface</p> <p>Note: When devices are cascaded, you can only use the line output interface of the master device to output audio signals.</p>
14	DC 12 V Switch	Switch of 12 V/2 A power input, alternative to the PoE power supply method
15	DC 12 V IN	Interface for 12 V/2 A power input, alternative to the PoE power supply method

## Dimension



## Available Model

DS-C12A-0104H

Distributed by



### Headquarters

No.555 Qianmo Road, Binjiang District,  
Hangzhou 310051, China  
T +86-571-8807-5998  
overseasbusiness@hikvision.com

**Hikvision USA**  
T +1-909-895-0400  
sales.usa@hikvision.com

**Hikvision Australia**  
T +61-2-8599-4233  
salesau@hikvision.com

**Hikvision India**  
T +91-22-28469900  
sales@pramahikvision.com

**Hikvision Canada**  
T +1-866-200-6690  
sales.canada@hikvision.com

**Hikvision Thailand**  
T +662-275-9949  
sales.thailand@hikvision.com

**Hikvision Europe**  
T +31-23-5542770  
sales.eu@hikvision.com

**Hikvision Italy**  
T +39-0438-6902  
info.it@hikvision.com

**Hikvision Brazil**  
T +55 11 3318-0050  
Latam.support@hikvision.com

**Hikvision Turkey**  
T +90 (216)521 7070- 7074  
sales.tr@hikvision.com

**Hikvision Malaysia**  
T +601-7652-2413  
sales.my@hikvision.com

**Hikvision UK & Ireland**  
T +01628-902140  
sales.uk@hikvision.com

**Hikvision South Africa**  
Tel: +27 (10) 0351172  
sale.africa@hikvision.com

**Hikvision France**  
T +33(0)1-85-330-450  
info.fr@hikvision.com

**Hikvision Kazakhstan**  
T +7-727-9730667  
nikia.panfilov@hikvision.ru

**Hikvision Vietnam**  
T +84-974270888  
sales.vt@hikvision.com

**Hikvision UAE**  
T +971-4-4432090  
salesme@hikvision.com

**Hikvision Singapore**  
T +65-6684-4718  
sg@hikvision.com

**Hikvision Spain**  
T +34-91-737-16-55  
info.es@hikvision.com

**Hikvision Tashkent**  
T +99-87-1238-9438  
uzb@hikvision.ru

**Hikvision Hong Kong**  
T +852-2151-1761  
info.hk@hikvision.com

**Hikvision Russia**  
T +7-495-669-67-99  
saleru@hikvision.com

**Hikvision Korea**  
T +82-(0)31-731-8817  
sales.korea@hikvision.com

**Hikvision Poland**  
T +48-22-460-01-50  
info.pl@hikvision.com

**Hikvision Indonesia**  
T +62-21-2933759  
Sales.Indonesia@hikvision.com

**Hikvision Colombia**  
sales.colombia@hikvision.com